

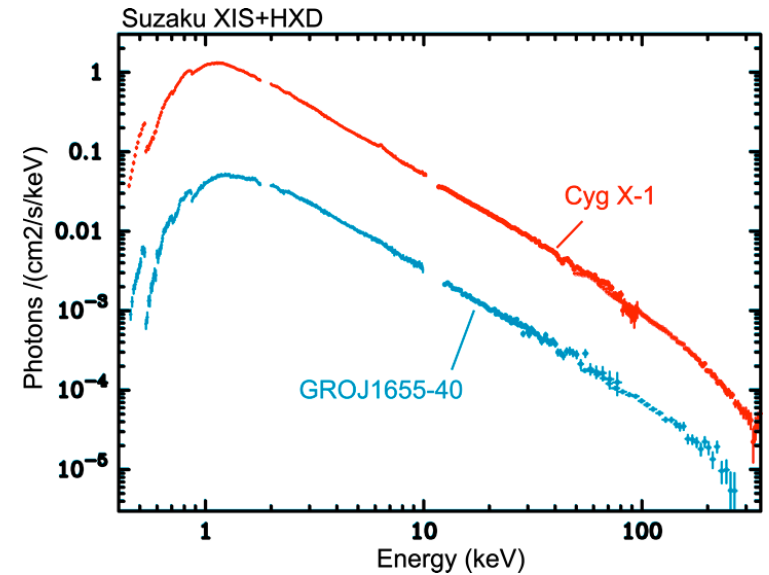
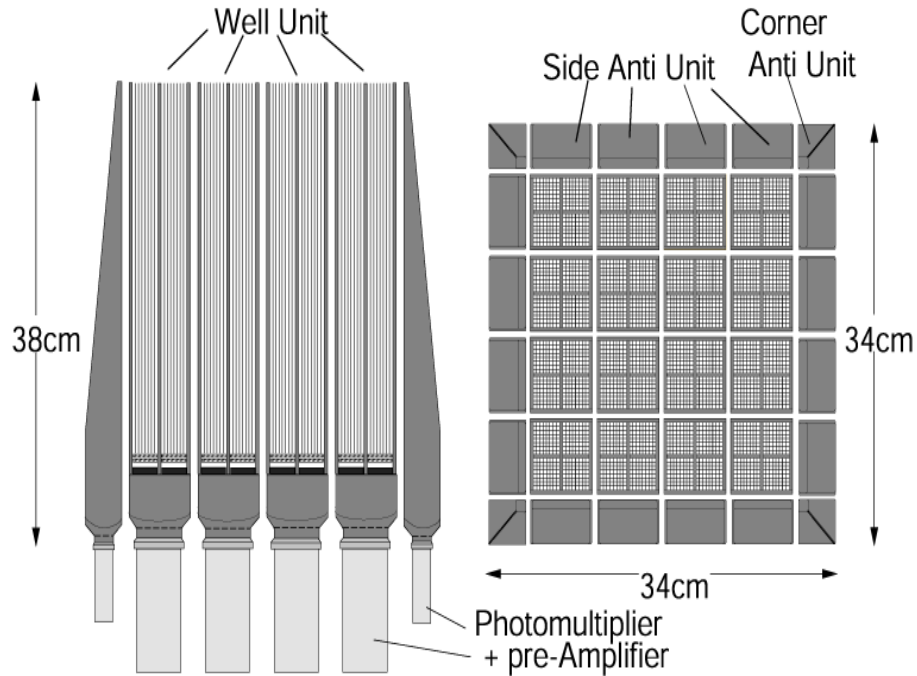
Calibration Status of the *Suzaku* HXD

(major updates since the previous meeting)

M. Kawaharada (RIKEN)
on behalf of the HXD team

2008/05/19 3rd IACHEC meeting @Schloss Ringberg, Germany

Hard X-ray Detector



64 PIN-Si diodes : 10-70 keV, $dE \sim 4 \text{ keV (FWHM)}$

16 well-type phoswich (GSO) : 40-600 keV

Wide-band All-sky Monitor (WAM) as a GRB detector



Changes from the ver1 to ver2

4 epochs defined by PIN bias voltages and lower energy threshold.

Epoch1 2005/8/17 – 2006/5/25 ; All 500V, ae_hxd_pinthr_20060727.fits



500V

Epoch2 2006/5/25 – 2006/10/3; W0 400V , ae_hxd_pinthr_20060727.fits



500V

400 V

Epoch3 2006/10/3 – 2007/7/28; W0 & W1 400V, ae_hxd_pinthr_20070522.fits



500V

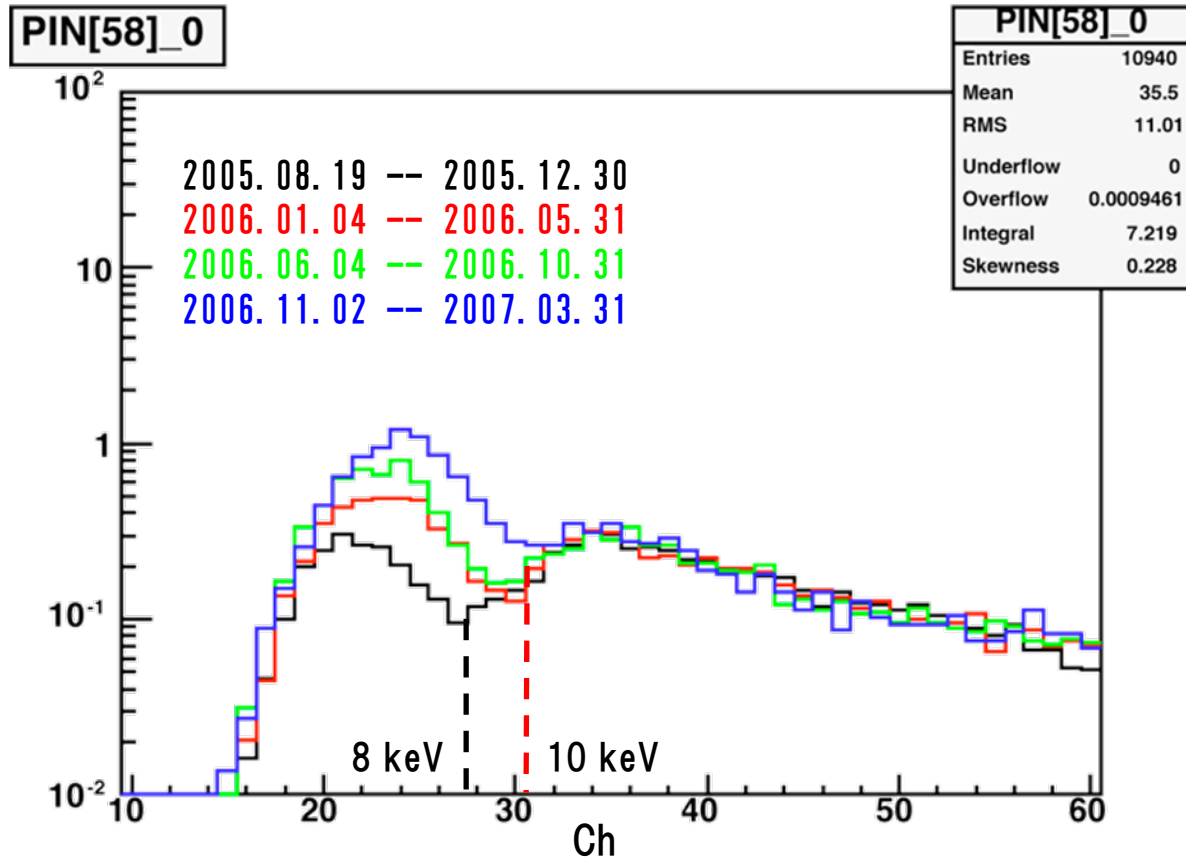
400 V

Epoch4 2007/7/28 - ; PIN lower threshold changed. ae_hxd_pinthr_20070822.fits

- Responses and NXBs are available for all the 64 PINs, regardless of the bias voltage.
- PIN lower energy cutoffs are optimized for each epoch.
- GSO NXBs are available for all the GO data.



PIN LD optimization

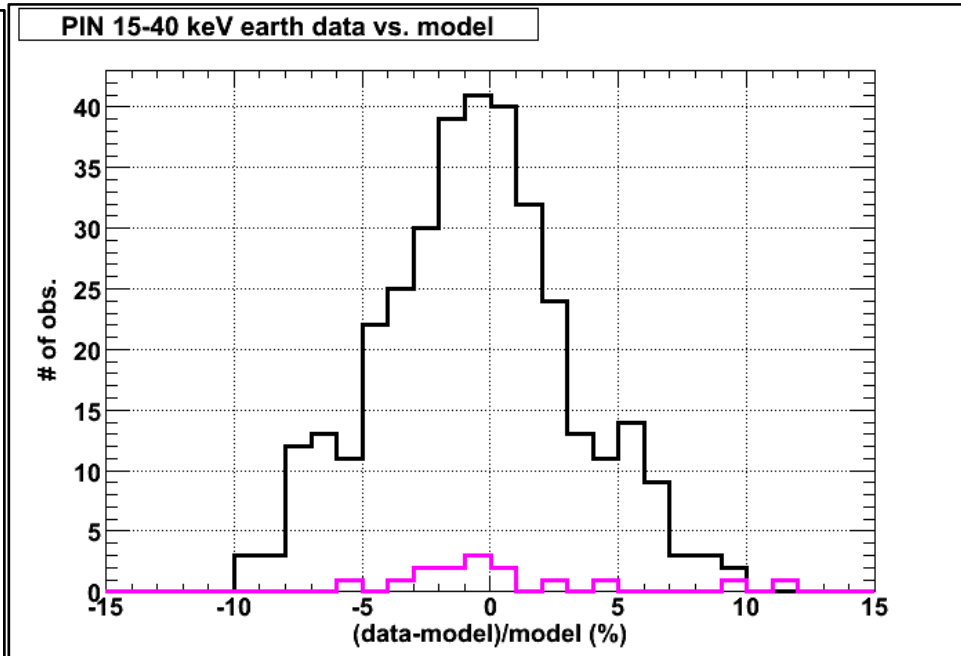
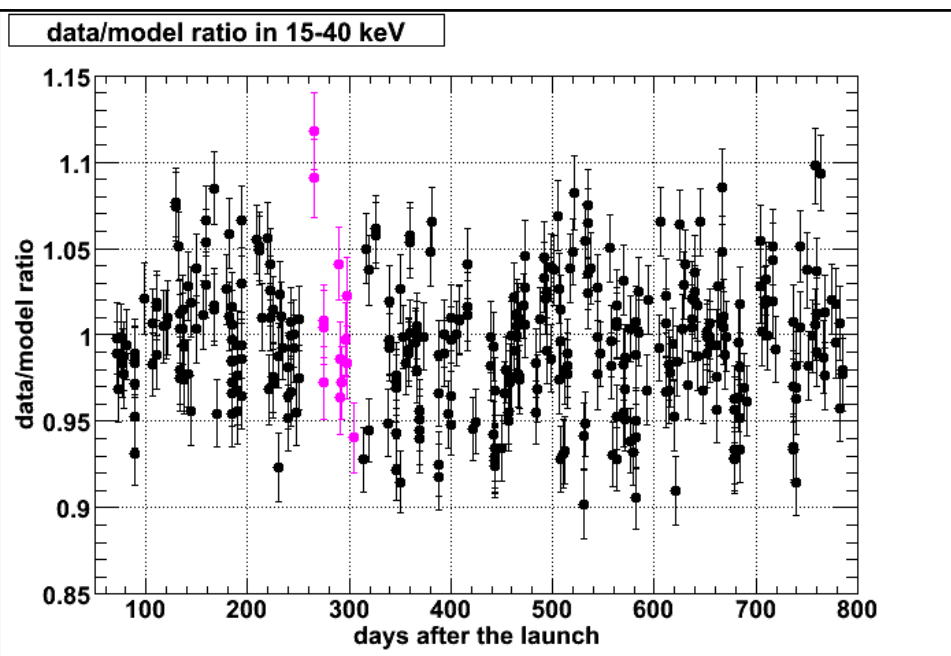


- In <10 keV, noise is gradually increasing probably due to the lattice defect in PIN diodes made by cosmic ray particles.
- The noise is cut by “hxdgrade” on the ground.
- Responses and NXBs are made to match this cut.
- Change of PIN LD (making another epoch) is discussed for recent obs.



Ver2 PIN NXB reproducibility

Suzakumemo-2007-09

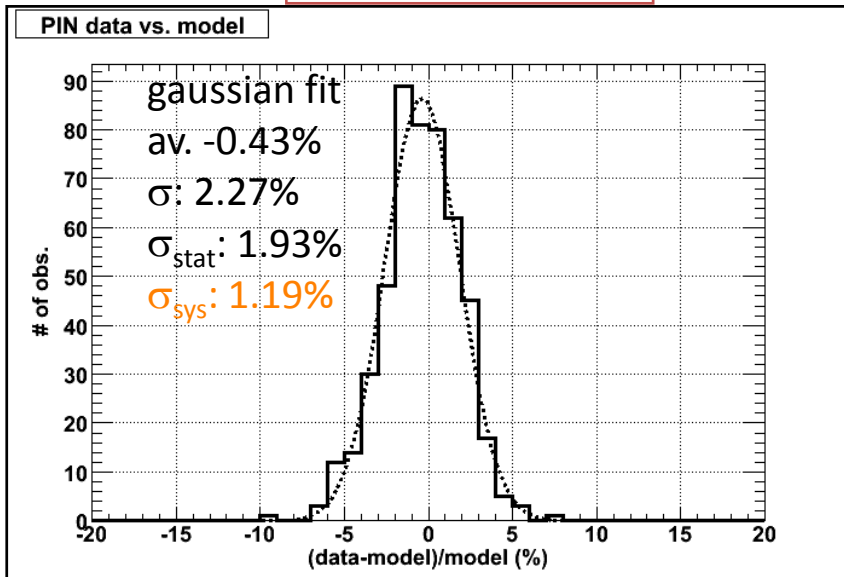


- Each point is 10 ks in 15-40 keV.
- purple: data in period when bgd_d is recommended (2006-03-23 - 2006-05-13)
- average = -0.49%, $\sigma=3.8\%$ ($\sigma_{\text{stat}}=2.0\%$)
- $\sigma_{\text{sys}} = 3.2\%$

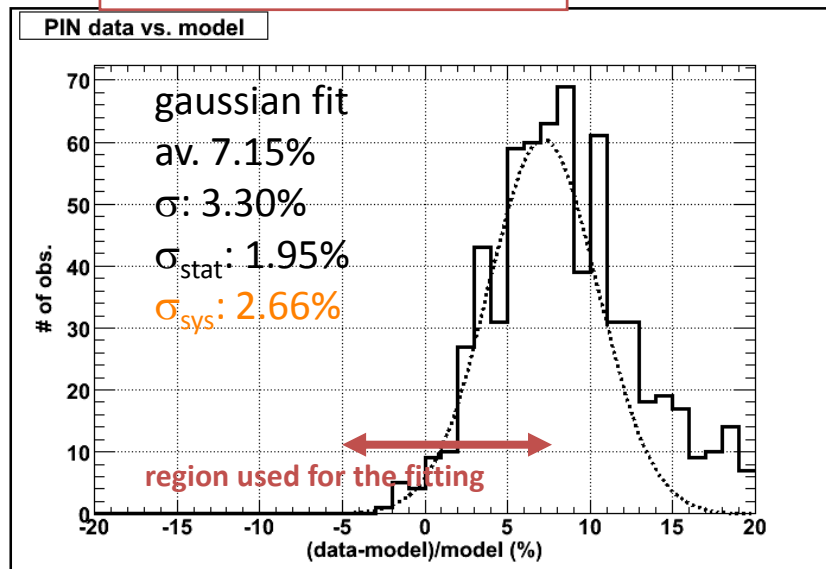


Upcoming New PIN NXB (bgd_d)

Earth 15-40 keV, 10ks



Sky Obs. 15-40 keV, 10ks



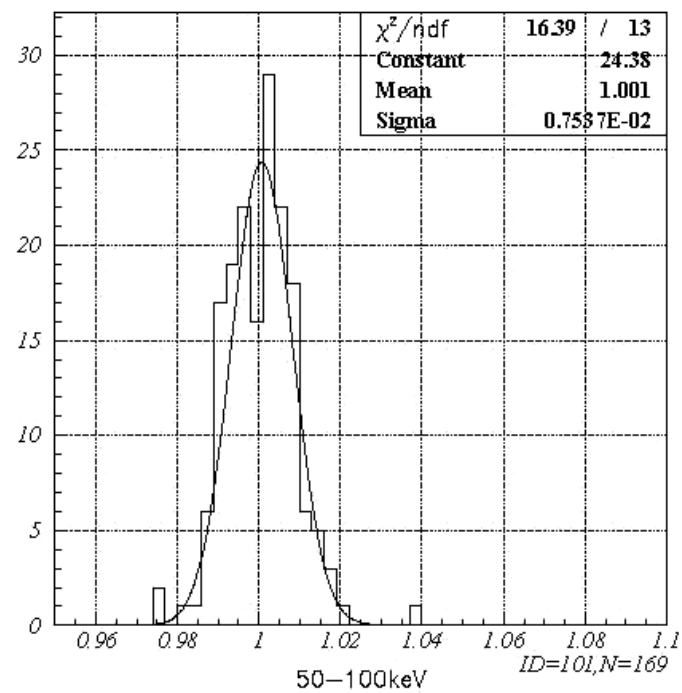
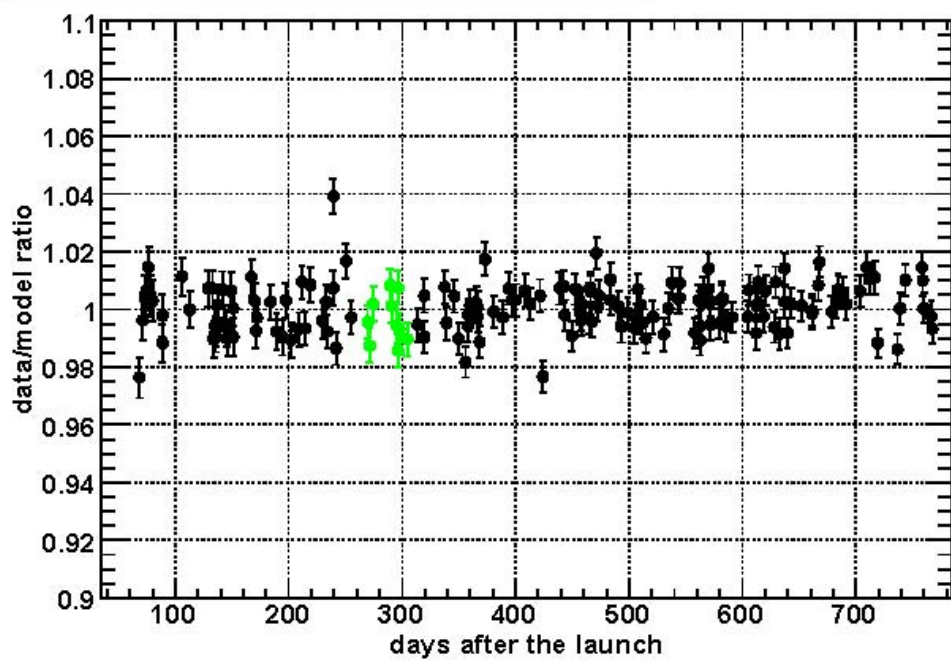
- New PIN NXB (bgd_d) will be delivered soon (maybe in this month), along with suzakumemo.
- Reproducibility is drastically improved. $\sigma_{\text{sys}} = 1.2\%$ for earth data.
- However, reproducibility for dark sky data (no strong emission in XIS) is worse.
- Contamination of hard point sources in PIN FOV is suspected.
- PIN bgd_d will be delivered 1.5 month after the observation like GSO NXBs.
- Current version (bgd_a) will be also provided for quick analysis.



GSO NXB reproducibility

Suzakumemo-2008-01

data/model ratio in 50-100 keV for GSO



- each point is 10 ks earth data in 50-100 keV and 100-200 keV.
- average = 0.1 and 0.1%,
- $\sigma=0.75$ and 0.69% ($\sigma_{\text{stat}}=0.40$ and 0.36%)
- $\sigma_{\text{sys}} = 0.64$ and 0.59%

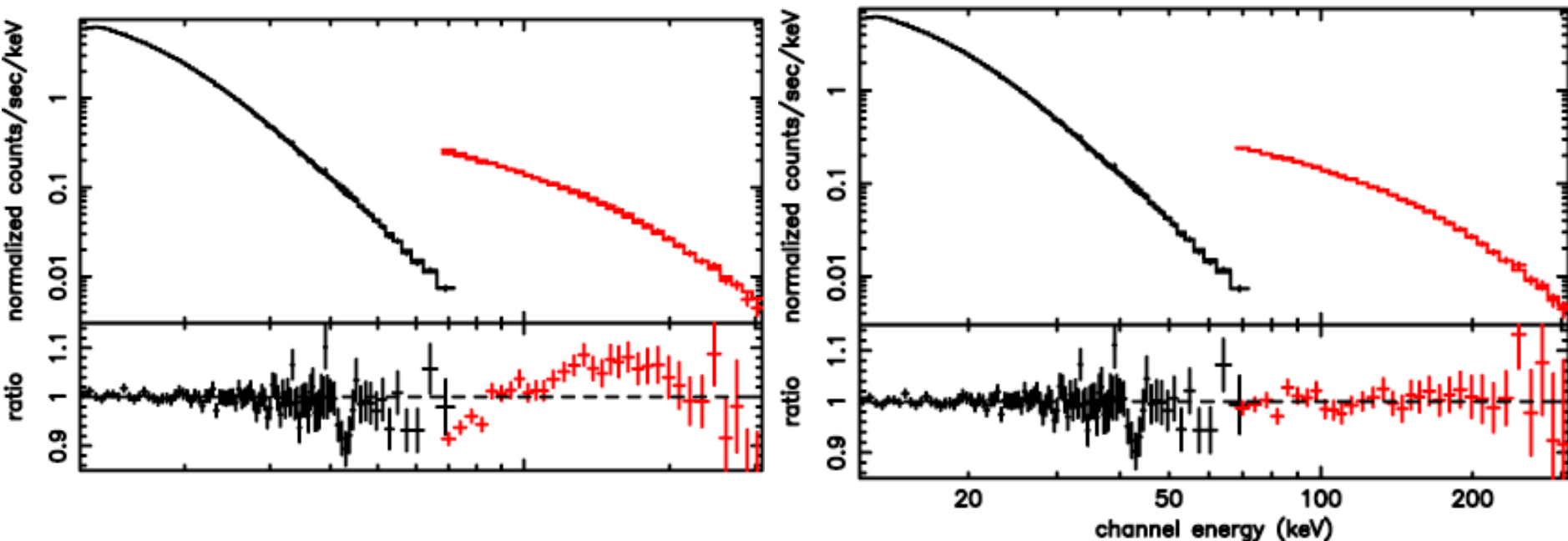


GSO response and GSO arf

Crab (2007/03/20 HXD nominal) spectrum

Without GSO arf

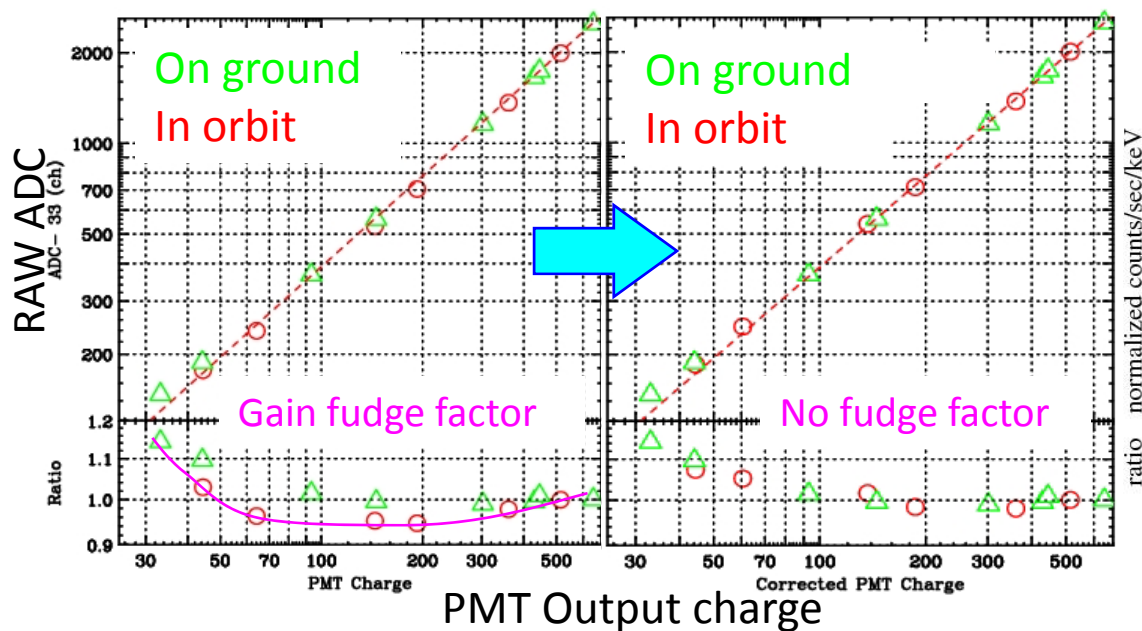
with GSO arf



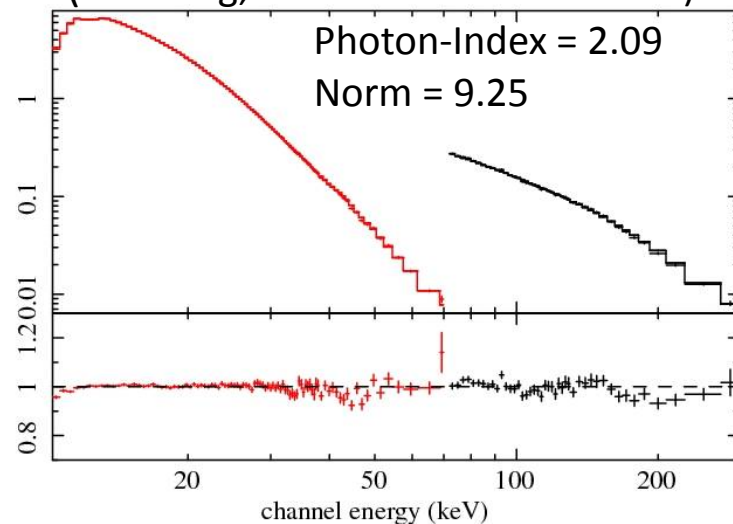
- Cross normalization PIN : GSO = 1: 0.80, and residual $\pm 10\%$.
- We prepared fudge GSO arf file as,
 $C(E) = 1.36 * (E/100)^{0.65} * \exp(-E/230)$ @ XIS nominal
 $1.18 * (E/100)^{0.55} * \exp(-E/320)$ @ HXD nominal
- GSO arf just adjusts the GSO spectrum to fit the Crab with a single PL.



Future improvement of GSO response



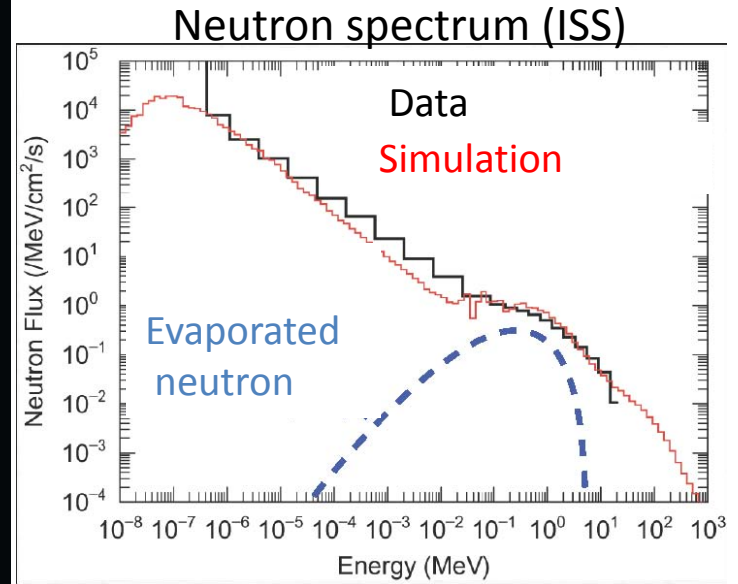
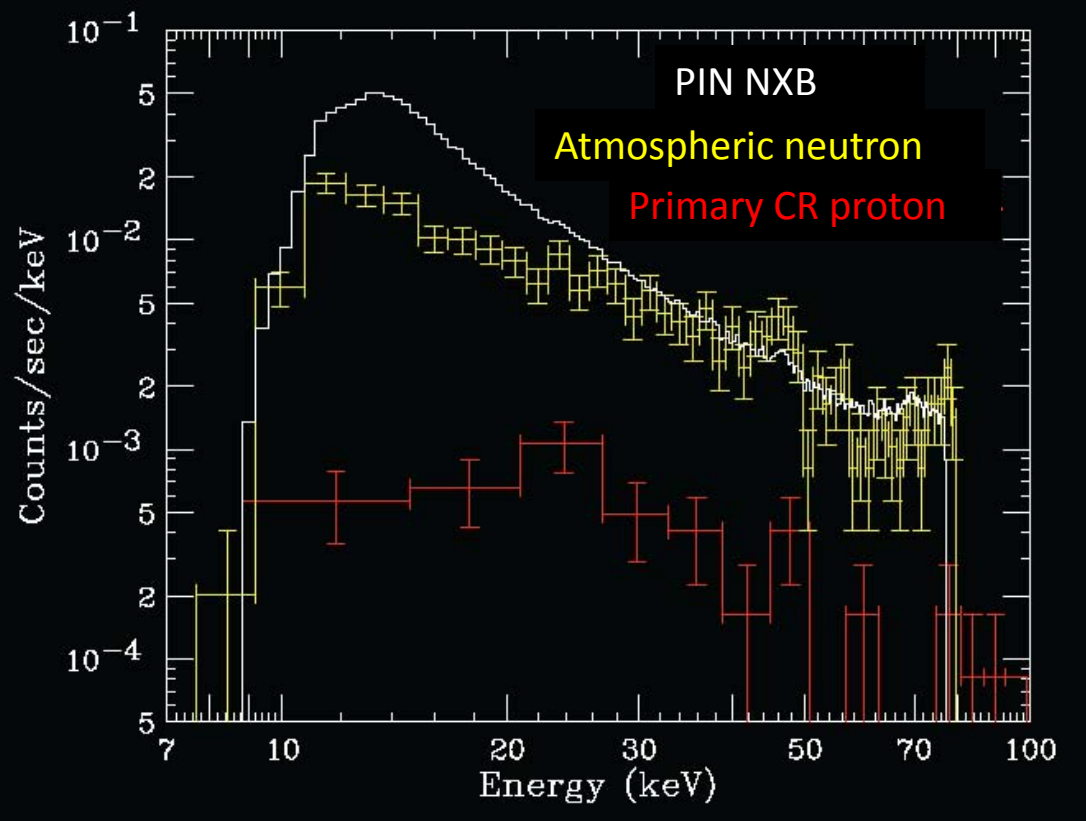
Crab with a GSO rsp tested
(no fitting, PIN norm corrected 15%)



- Energy (PMT charge) of activation lines are re-calculated. The corrected curve becomes consistent with the ground calibration.
- Improvement of GSO response is now going on.
- The new GSO response, together with new CALDB files and new GSO NXBs, will be delivered this summer (after 2008 July).
- The empirical correction will not be needed, or at least become smaller.



Origin of PIN NXB



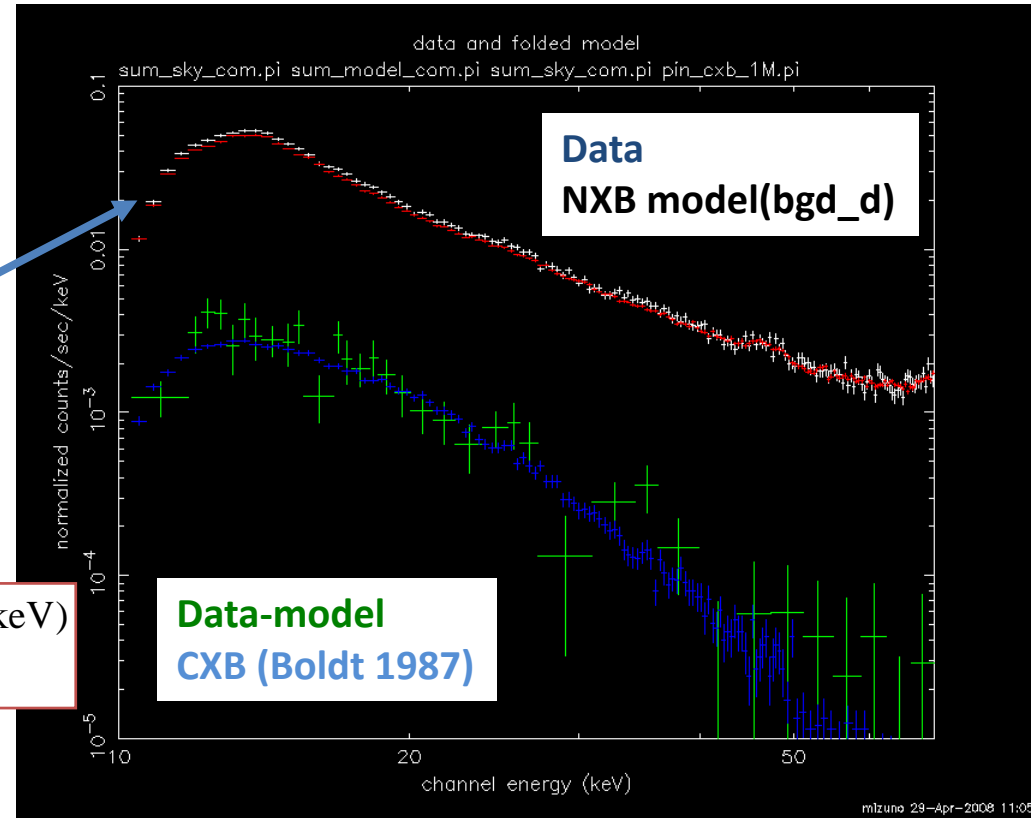
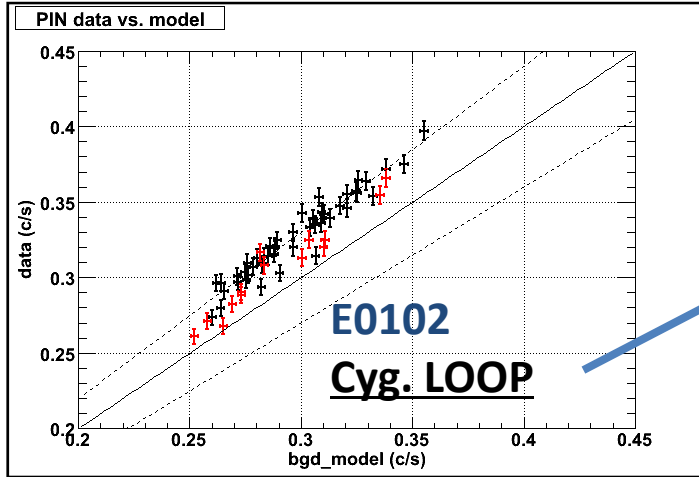
- PIN NXB is dominated by a component which varies with COR.
- PIN NXB cannot be fully explained by primary cosmic rays.
- Neutrons from the earth atmosphere is suspected to be the primal contributor.
- PIN NXB may be further improved by monitoring the neutron flux.



Thank you

(photo; 2004/04/30 HXD completed)

Absolute CXB Level



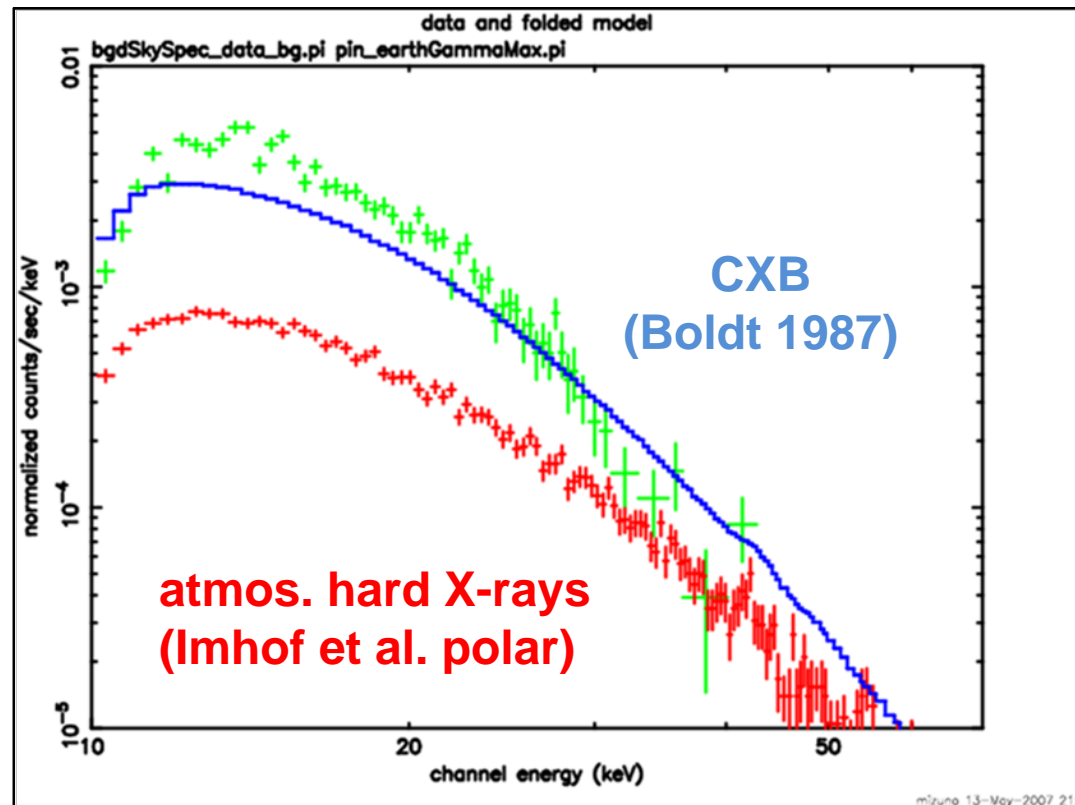
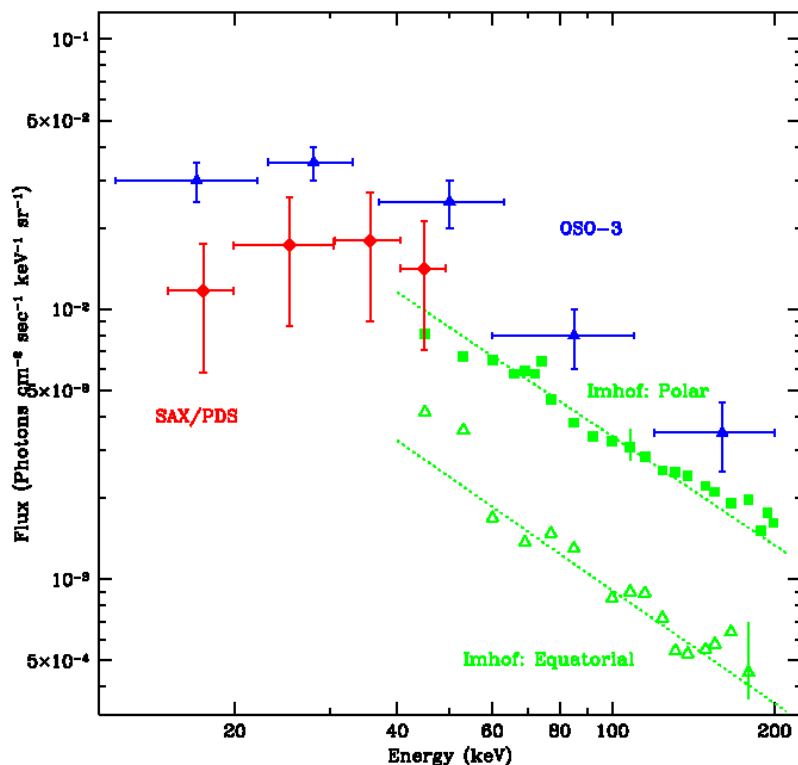
$$\text{CXB}(E) = 9.412 \times 10^{-3} \times (E / \text{keV})^{-1.29} \times \exp(-E / 40 \text{keV})$$

[p/s / cm² / keV / FOV]

- Summed spectrum of Cyg. LOOP multi-pointing data (240ks) vs. NXB model.
- If Cyg. LOOP obs. is free from hard X-ray sources, this can be regarded as an absolute CXB level.
- The residual agrees with CXB spectrum by Boldt (1987).



Effect of atmospheric hard X-rays

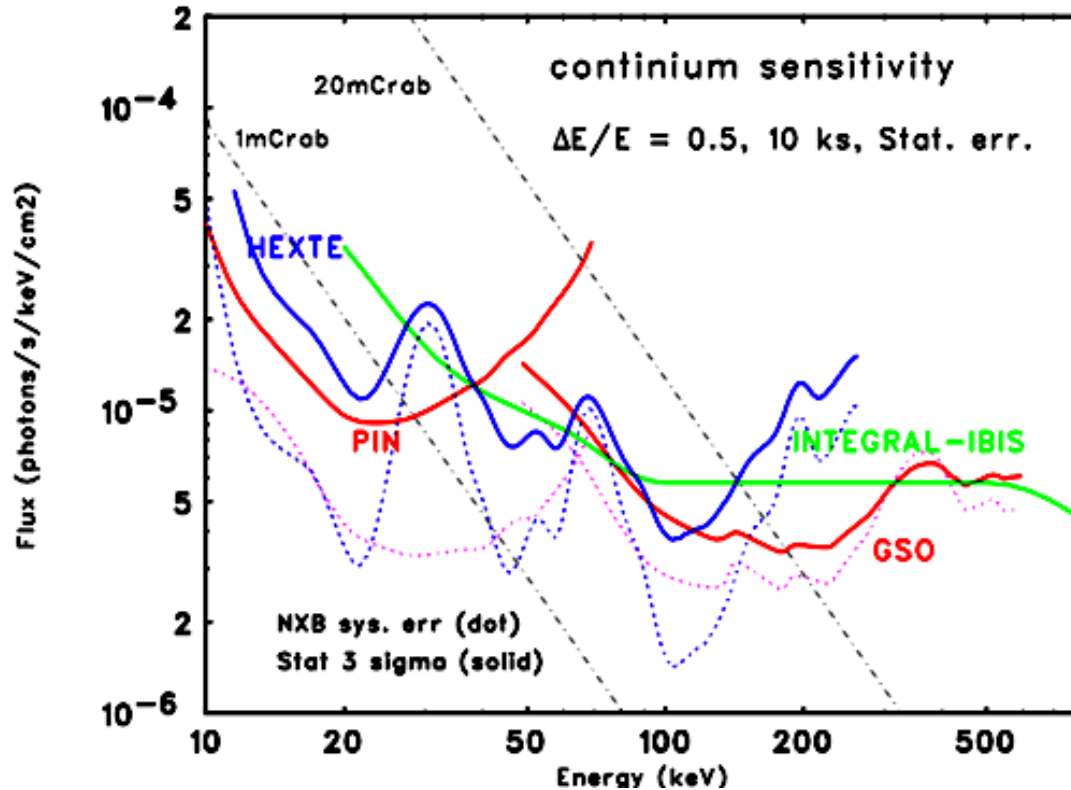


- If the result of imhof et al. is adopted, hard X-rays from atmosphere is $\sim 1/3$ of CXB, $\sim 3\%$ of NXB model.
- Current NXB may be $\sim 3\%$ overestimated by this atmospheric emission.



Current Sensitivity

Calculated Sensitivity for point source (10 ks exp.)

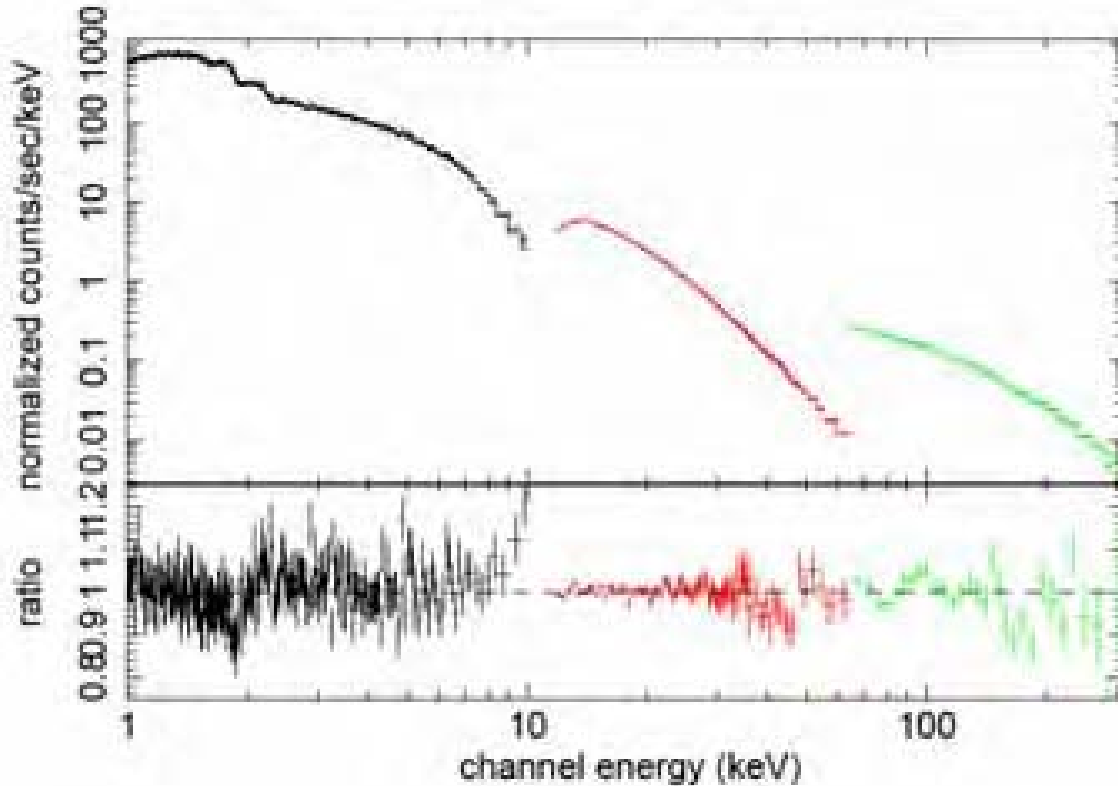


➤ With relatively short (~10 ks) exposure, the HXD provides high sensitivity.




Crab ; XIS and PIN and GSO

Crab 2007/03/20 HXD nominal



- XIS0: PIN: GSO = 1 : 1.12 : 1.07
- $NH = 0.33 \times 10^{22}$, $\Gamma = 2.10$, Norm = 9.54, $\chi^2/dof = 1.2$
- 2-10 keV 2.12×10^{-8} erg/s/cm², 20-50 keV 9.92×10^{-9} erg/s/cm²



Crab cross cal. (IACHEC 2007)

Satellite	Det	xsect	Abun	E-band for fit	NH 10^{21}cm^2	ph. Index	Norm (2-10) $10^{-8}\text{erg/cm}^2/\text{s}$	χ^2_ν	Observed Flux ($10^{-8}\text{erg/cm}^2/\text{s}$)			
									0.5-2	2-10	20-50	50-100
Suzaku	XIS	bcmc	wilm	1.0-10.0	4.61 ± 0.10	2.070 ± 0.008	2.239 ± 0.012	1.19	-	2.170	-	-
			angr	1.0-10.0	3.19 ± 0.07	2.077 ± 0.008	2.244 ± 0.012	1.19	-	2.169	-	-
	PIN	angr	12.0-70.0	3.19 (fixed)	2.110 ± 0.007	2.267 ± 0.023	1.03	-	-	1.039	-	
RXTE	HEXTE	bcmc	angr	20-240	3.19 (fixed)	2.087 ± 0.008	1.929 ± 0.027	0.99	-	-	0.928	0.657
XMM	pn	bcmc	angr	1.0-10.0	$2.41^{+0.03}_{-0.07}$	$2.107^{+0.004}_{-0.009}$	$1.876^{+0.003}_{-0.006}$	1.31	-	1.827	-	-
INTEGRAL	SPI	bcmc	angr	22-100	3.19 (fixed)	2.123 ± 0.014	\pm	0.7	-	-	1.04	0.73
RXTE	PCA			3-50	3.19 (fixed)	2.114	2.4018	2.63	-	2.320	1.09	-
Swift	BAT	bcmc	angr	30-100	3.19 (fixed)	2.10 ± 0.06	1.74 ± 0.25	0.82	-	-	0.82	0.57

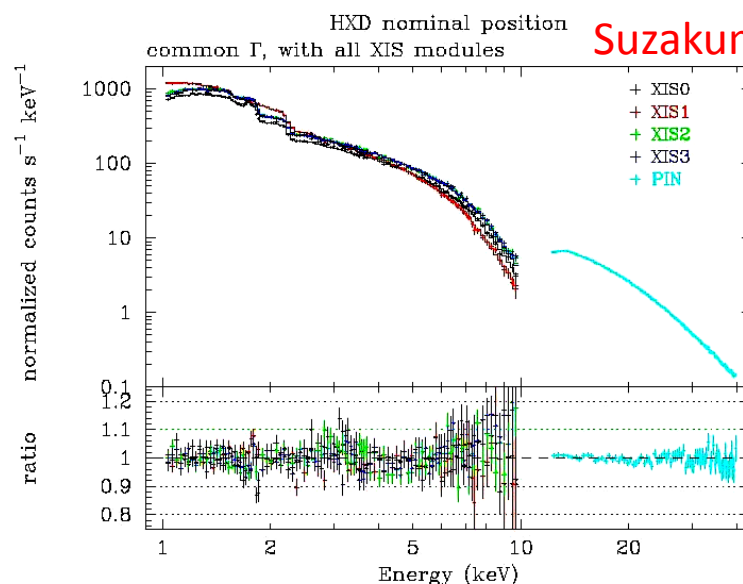
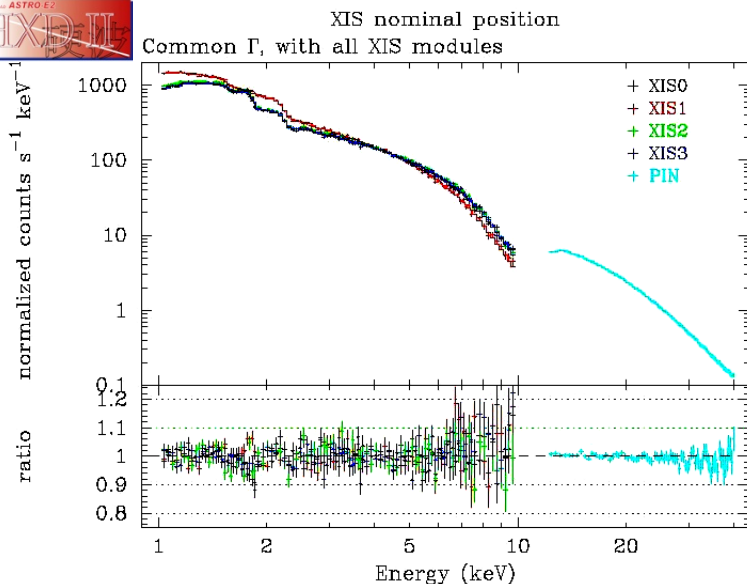
ASCA $2.16\text{E-}8 \text{ erg/s/cm}^2$ 2-10 keV Kushino et al.

BeppoSAX $9.22\text{E-}9 \text{ erg/s/cm}^2$ 20-50 keV Frontera et al.



Cross normalization; XIS and PIN

Suzakumemo-2007-10



XISnominal

Detector	N_H	Γ	const	Norm ^a	Flux ^b	χ^2_ν (dof)
hline	[10^{22}cm^{-2}]					
XIS0	0.311 ± 0.008	2.080 ± 0.006	1.000 (fix)	9.89 ± 0.10	2.190	1.56 (476)
XIS1	0.290 ± 0.007		1.026 ± 0.009			
XIS2	0.288 ± 0.008		0.999 ± 0.009			
XIS3	0.321 ± 0.008		0.984 ± 0.009			
PIN	0.3 (fix)		1.086 ± 0.012			

HXDnominal

Detector	N_H	Γ	const	Norm ^a	Flux ^b	χ^2_ν (dof)
hline	[10^{22}cm^{-2}]					
XIS0	0.300 ± 0.010	2.073 ± 0.006	1.000 (fix)	9.21 ± 0.10	2.063	1.43 (476)
XIS1	0.282 ± 0.008		1.065 ± 0.011			
XIS2	0.278 ± 0.009		1.035 ± 0.011			
XIS3	0.297 ± 0.009		1.067 ± 0.011			
PIN	0.3 (fix)		1.132 ± 0.014			

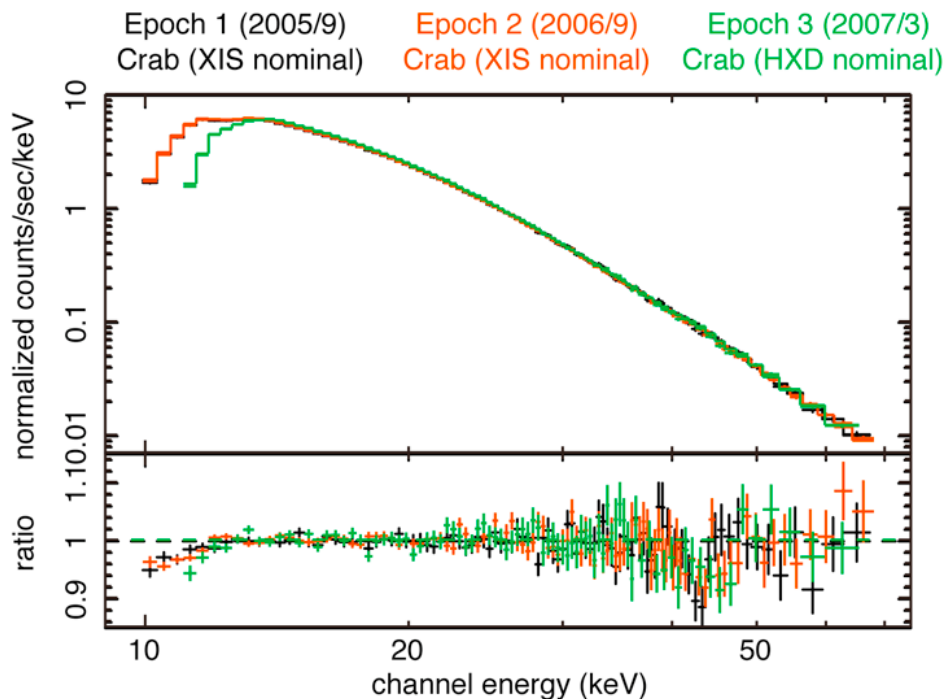
a: photons $\text{cm}^{-2}\text{s}^{-1}\text{keV}^{-1}$ at 1 keV.

b: $10^{-8}\text{erg cm}^{-2}\text{s}^{-1}$ in 2-10 keV.

- Cross normalization is the same level as ver1.
- NGC2110 (XIS nominal), XIS:PIN=1:1.13

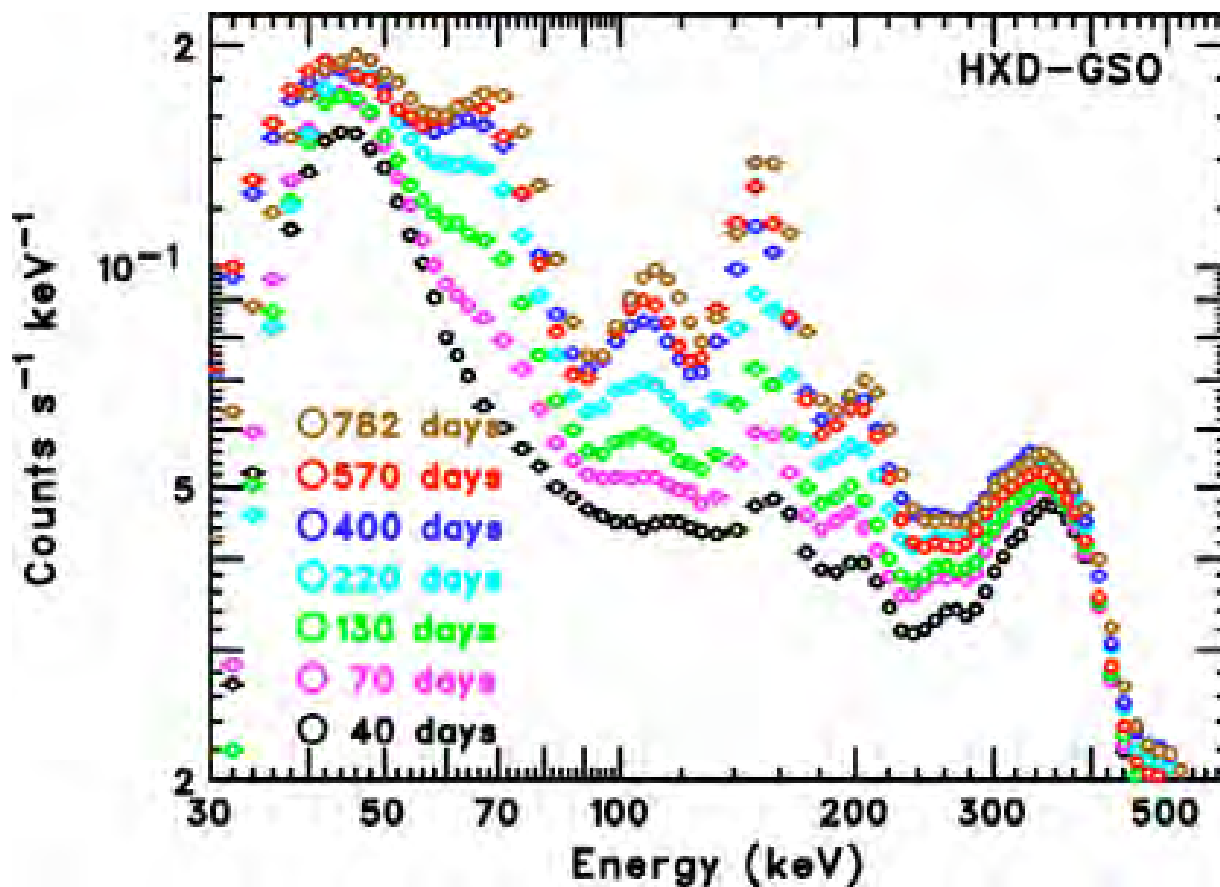


PIN Crab fit



Epoch	Nominal	gamma	norm (@ 1 keV)	chi2/dof	constantfactor
1	XIS	2.11 (± 0.01)	11.6 (+0.2,-0.3)	79.6/89	1.16 (± 0.01)
1	HXD	2.09 (± 0.01)	10.9 (+0.3,-0.2)	63.6/83	1.15 (± 0.01)
2	XIS	2.11 (± 0.01)	11.4 (± 0.2)	99.3/94	1.15 (± 0.01)
3	HXD	2.11 (± 0.01)	11.0 (+0.2,-0.3)	95.1/81	1.11 (± 0.01)

GSO NXB



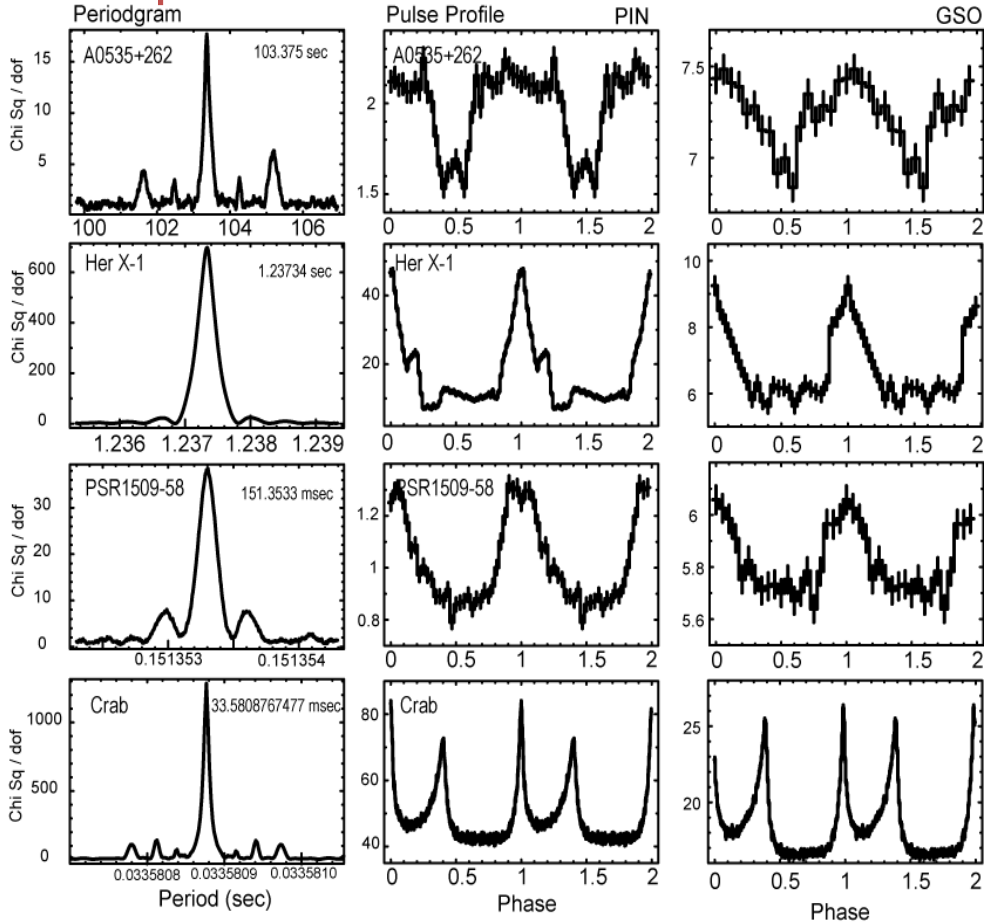
- GSO NXB is almost saturated to the expected level.
- Activation lines appears as expected, and are used for the energy calibration.
- GSO NXB is provided 1.5 month after the observation.



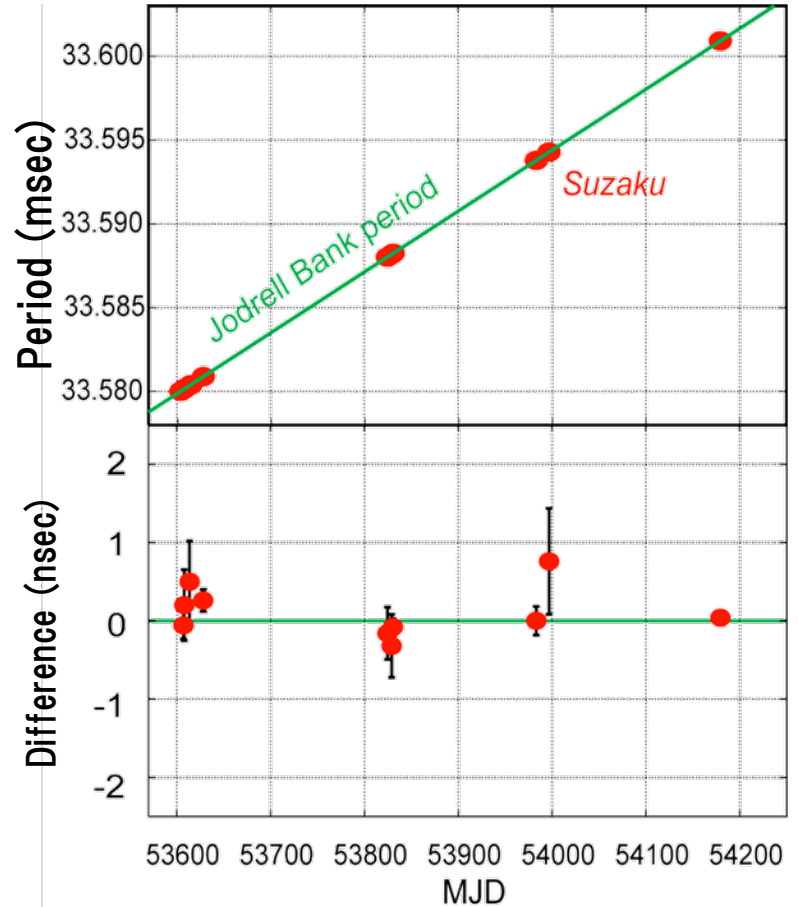
Timing Calibration

Y.Terada et al 2008 PASJ

Pulse profiles



History of Period of Crab pulsar

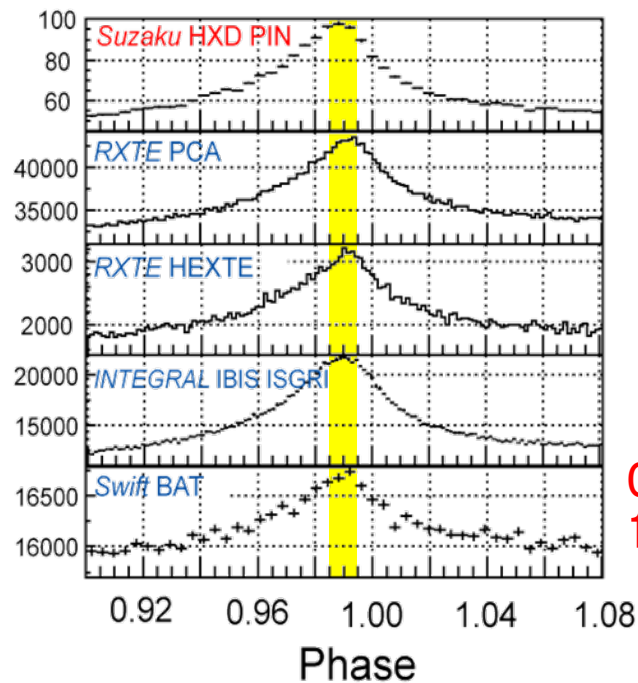
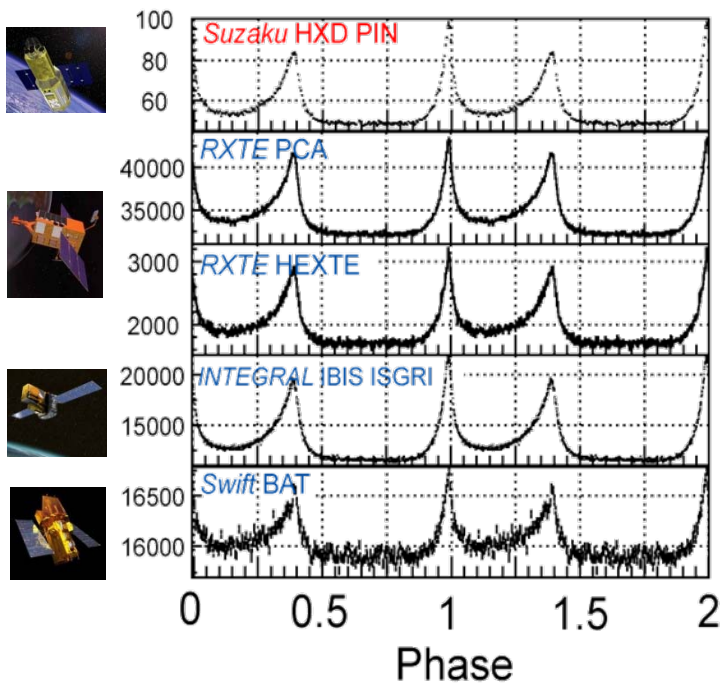


→ No problem at 33msec – 103 sec

P and P_dot ($\sim 4.12 \times 10^{13} \text{ s s}^{-1}$) consistent with Radio results

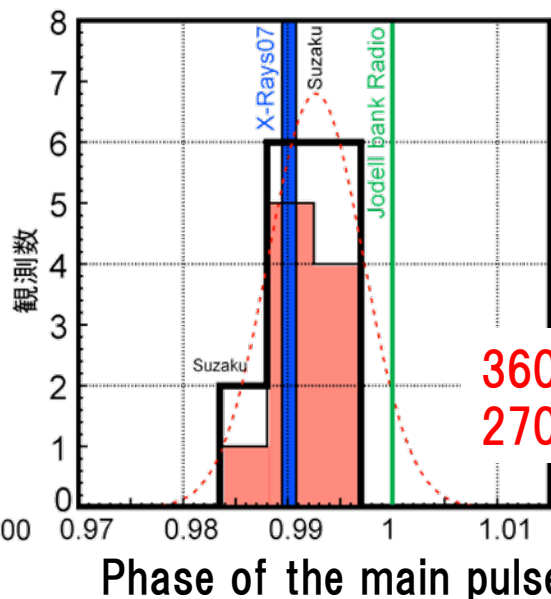
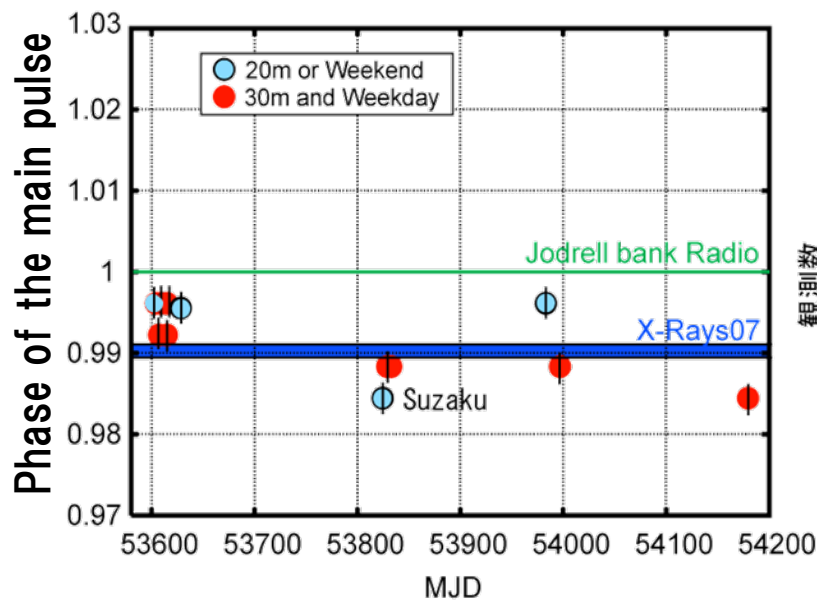


Simultaneous observation of Crab pulsar (20 March 2007)



Y. Terada+ 2008
PASJ

Consistent within
 $100 \mu\text{sec}$



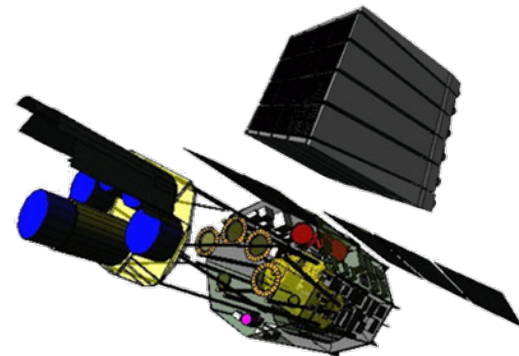
$360 \pm 150 \mu\text{sec}$ or
 $270 \pm 130 \mu\text{sec}$ (in condition)



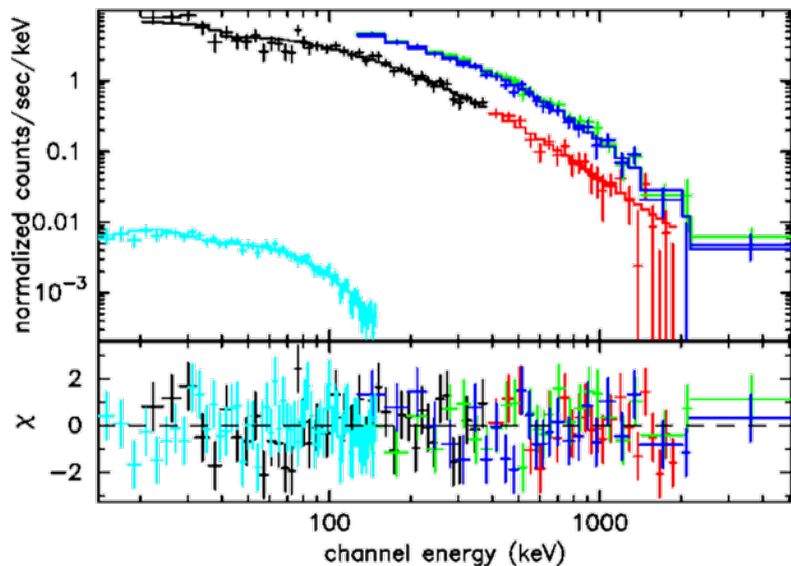
WAM status

*** Summary (2005 Ag. -- 2007 Oct.) ***

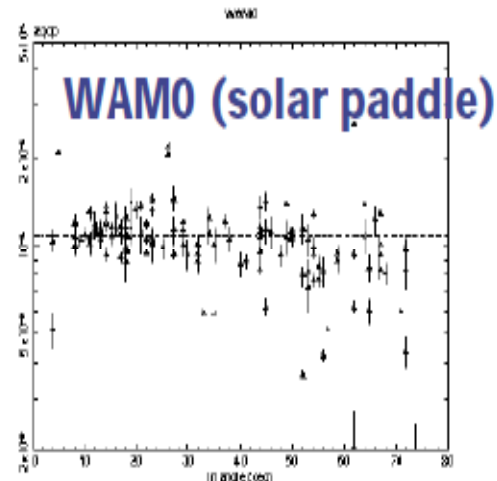
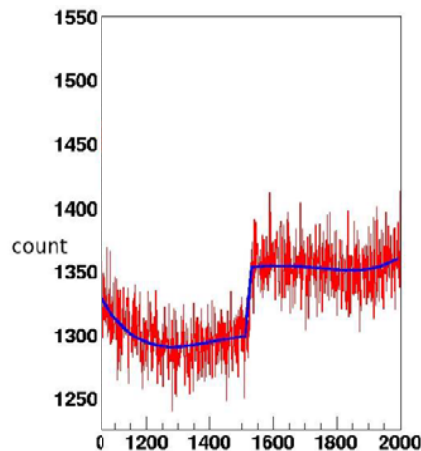
confirmed GRB	317 (194)
possible GRB	223 (97)
SGR	68 (6)
Solar flare	166 (28)



Cross calibration with Konus/Wind, RHESSI, Swift BAT using GRB events and Solar flares



Calibration with Crab spectra by the Earth Occultation technique





Calibration items

Table: Error Budgets of Scientific Instrument Calibrations

Instrument	Calibration Item	Present Uncertainties (July 2007)	Requirement	Goal
HXD	Absolute effective area	20%	20%	5%
	Relative effective area	15%	10%	5%
	Angular response	5%	10%	5% ✓
	Background modeling (PIN)	5~10%	10%	5% ✓
	Background modeling (GSO)	3%	10%	3% ✓
	Energy scale	1% (PIN)	**%	**%
	Absolute timing	360 μ s	300 μ s	100 μ s
	Relative timing	1.9×10^{-9}	10^{-8}	10^{-10}
HXD-WAM	GRB absolute timing	2 ms	1 ms	1 ms
	Absolute effective area	10~40%, depending on the incident angle	20%	20% ✓



Warnings of HXD analysis

- PIN bgd_d of ver1.* can be used for 2006/03/** -- 2006/05/** data. This ver1.* PIN bgd_d has to be corrected for dead time by GOs.
- MJDREF keyword of PIN and GSO data was wrong. Exposures of data can be several 10 sec different from NXBs. This issue will be announced soon.
- An option of hxdgrade in 7 steps was wrong. $\text{hxd}_{**} = 2.0$ should be 2.1. The wrong psdcut reduces GSO flux by 2%. NXBs has been made by the correct option. This issue will be announced soon.
- GSO and PIN data of ver2.0 after 2007/7/28 have to be reprocessed by GOs.